

Maricopa County Department of Public Health (MCDPH) conducts weekly heat associated mortality surveillance. The enhanced heat surveillance season usually begins in May and ends in October. This heat season (2021), there have been a total of **183 confirmed heat-associated deaths**. Cooling and hydration stations in Maricopa County are open to the public throughout the heat season. For more information on Heat, please visit <http://heataz.org>.

Graph 1. There have been confirmed 183 heat-associated deaths in Maricopa County as of 10/9/2021.

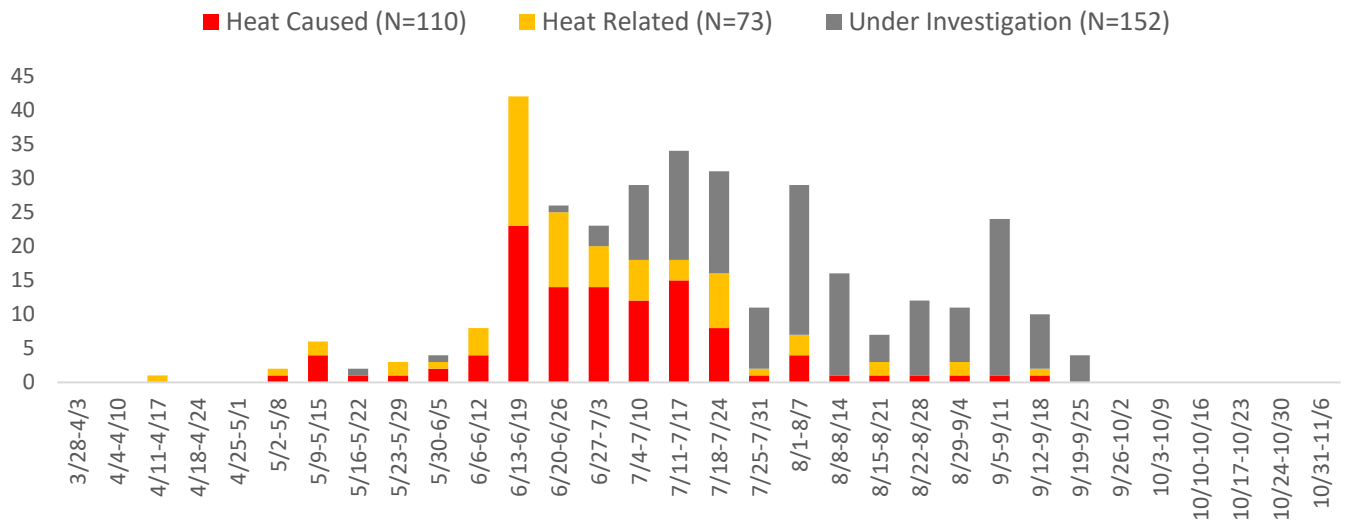
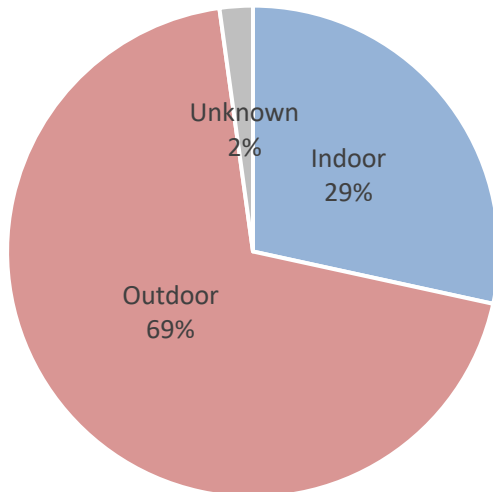


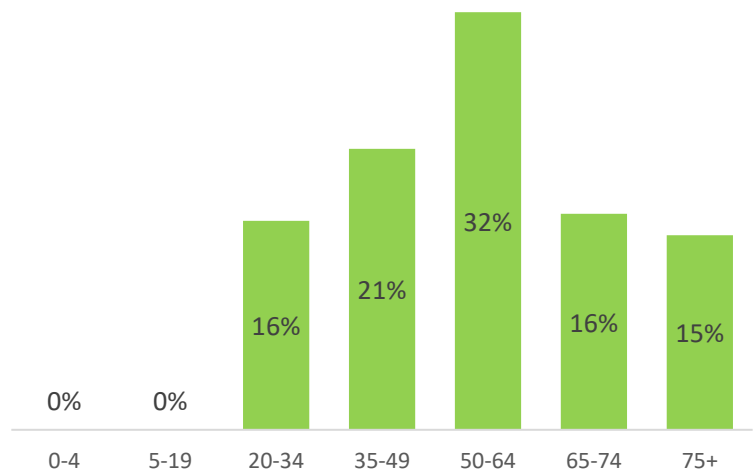
Table 1. Summary of 2021 and 2020 heat-associated cases during the same weeks.

	2021 Cases			2020 Cases		
	Confirmed	Under Investigation	First Death	Confirmed	Under Investigation	First Death
Season Cumulative Total	183	152	4/11/2021	157	195	4/26/2020

Graph 2. The majority of heat-associated deaths have a place of injury outdoors.



Graph 3. The majority of heat-associated deaths occurred among those 50 and older.



HEAT ASSOCIATED DEATHS & HOSPITAL VISITS 2021 WEEKLY REPORT WEEK 41 (10/3-10/9)

Table 2. Air condition status among heat-associated indoor deaths, Maricopa County 2021

Air Conditioning Status	Count	Percentage
Air Conditioning Present	45	86%
Non-Functioning	32	71%
No Electricity	1	2%
Not in Use	11	24%
Unknown Reason	1	2%
Air Conditioning Not Present	5	10%
Unknown Whether Air Conditioning is Present	2	4%
Total Indoor Deaths	52 (29%)	

*Counts are preliminary and may increase as additional data are received.

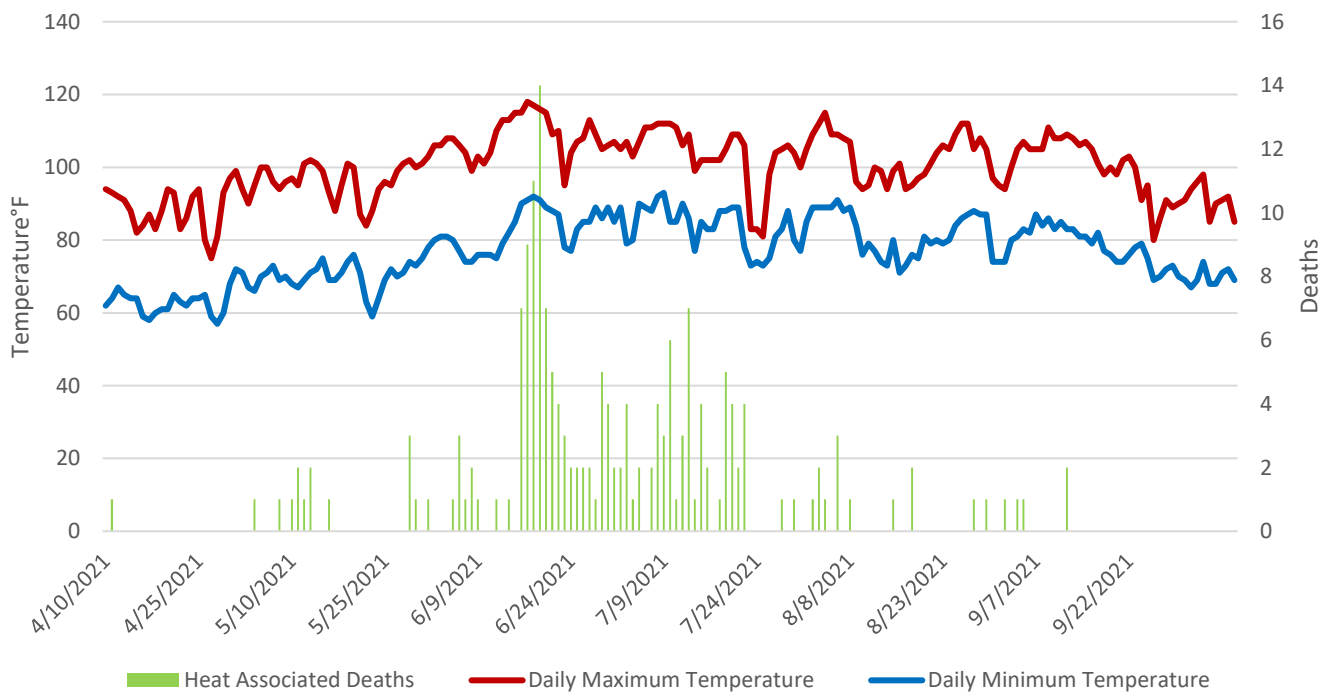
Heat Caused (HC): Cases that mention heat or heat exposure in Part I of the death certificate causes of death (diseases or conditions in the direct sequence causing death), for variables cod_a, cod_b, cod_c, or cod_d. County of death: Maricopa.

Heat Related (HR): Cases that mention heat exposure in Part II of the death certificate causes of death (diseases and conditions contributing but not directly resulting in the death sequence), but not in any of the Part I variables (cod_a, cod_b, cod_c, or cod_d). County of death: Maricopa.

Under Investigation (UI): Cases the Maricopa County Office of Medical Examiner suspects are heat associated deaths.

Data Sources: Maricopa County, Office of Vital Registration and Office of Medical Examiner; Arizona Department of Health Services, Office of Vital Registration

Graph 4. The first heat-associated death occurred in April.

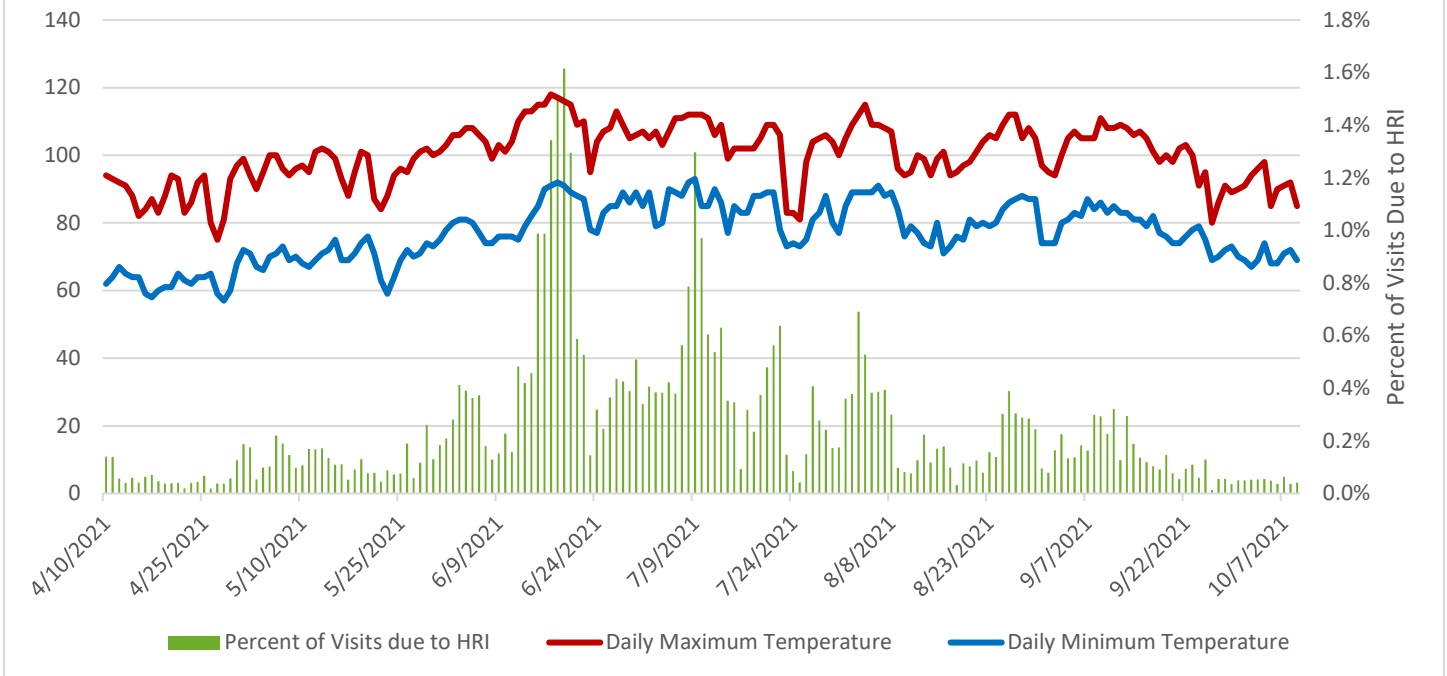


HEAT ASSOCIATED DEATHS & HOSPITAL VISITS

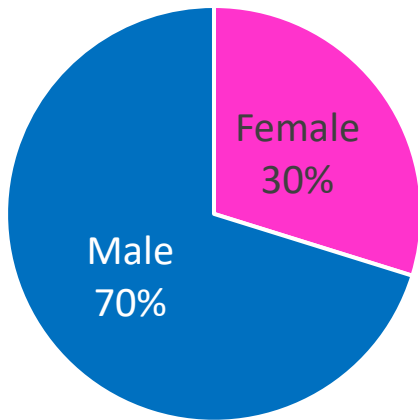
2021 WEEKLY REPORT

WEEK 41 (10/3-10/9)

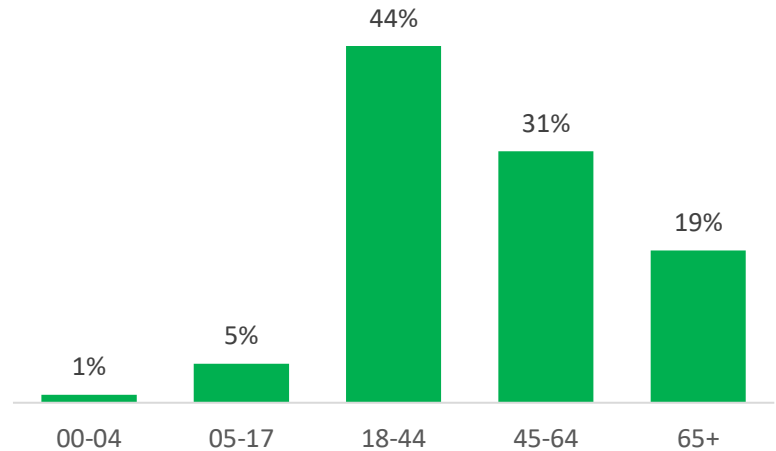
Graph 5. Daily percentage of hospital visits due to heat-related illness (HRI)



Graph 6: Heat related illness visits by gender



Graph 7: Heat related illness visits by age group



The graphs and tables on this page summarize the percentage of emergency department and inpatient hospital visits for individuals experiencing heat-related illnesses (HRI) according to the BioSense data from 15 Maricopa County emergency department and inpatient hospitals. Prior to May 2019, 13 Maricopa County hospitals reported to BioSense. Included are daily maximum and minimum temperatures as well as selected demographics. The BioSense Platform ESSENCE tool locates heat-related illness visits by identifying key terms and codes within the chief complaint field (i.e., the patient's stated reason for visit), admission reason field (i.e., the provider's noted reason for admission), and discharge diagnosis code field (i.e., ICD-9-CM and ICD-10-CM codes). Data presented are preliminary and may have slight variations each week.