



Maricopa County Air Quality Department

Phone: 602-506-6010

Email: AQPermits@maricopa.gov

Maricopa.gov/AQ

Creating an Account for the Online Dust Portal

Navigating the Online Dust Portal

Maricopa County Air Quality Department

June 2020


How to Create an Account

Step 1

Begin by accessing the [Online Dust Portal](#). After reviewing the disclaimer, select **Agree**.

Maricopa County Air Quality Department Public Online Portal Disclaimer:

Improper or incorrect use of this tool may cause unexpected or inaccurate results. Although every attempt is made to ensure that the information contained in the database is accurate, the Maricopa County Air Quality Department (MCAQD) is not responsible for any loss, consequence, or damage resulting directly or indirectly from reliance on the accuracy, reliability, or timeliness of the information that is contained in this database. Users assume the entire risk of using the data contained in IMPACT. MCAQD is providing this data "as is;" and no warranty expressed or implied is made, including (without limitation) any implied warranties of merchantability or fitness for a particular purpose. In no event will MCAQD be liable to any user or third party for any direct, indirect, incidental, consequential, special, or exemplary damages or lost profit resulting from any use or misuse of this data.



From the Home screen, select **Register**.

Version: 12.0 | Build ID: 25.4.0 Home | Dust Control


About

Home >

Welcome to the Maricopa County Air Quality Departments online portal for dust permit applications. You can use this system to access public dust permit information without being required to create an account, complete paperless applications, submit payment information, modify applications, update contact information, revise the project acreage and site map, track inspections and enforcement actions and more.

To begin a new dust permit application create an account or login to an existing account in the upper right-hand corner of this page. Once you have logged into the portal, select "Dust Control" from the right-hand side navigation bar, then select "My Dust Control Applications", then select "New Application" under the Draft Dust Applications section. A pop-up screen will come up and you can begin the application process.

Note that an online payment and submittal does not guarantee the automatic issuance of a permit, as the application is subject to a review and approval process.

[Home](#) | [Dust Control](#) | [Login](#) | [Register](#) 

Step 2

Complete the required information within the New User Registration. Write down your email address and password used to reference later. Select **Register**.

New User Registration

* **First Name:**

* **Last Name:**

* **Email:**

* **Password:**
Must be at least 10-characters long, contain lower and upper case letters, and a symbol.

* **Confirm Password:**

* **Phone:**

Step 3

The portal will redirect you to the Home page where you will see a notification at the top. The notification states that user registration was successful, and a confirmation email with a link to activate your account has been sent to the email address entered in the previous step.

Version: 12.0 | Build ID: 25.4.0 Home Dust Control

[About](#)

Home >

Information

User registration successful. A confirmation email with a link to activate your account has been sent to courtney.kovacs@maricopa.gov.

Welcome to the Maricopa County Air Quality Departments online portal for dust permit applications. You can use this system to access public dust permit information without being required to create an account, complete paperless applications, submit payment information, modify applications, update contact information, revise the project acreage and site map, track inspections and enforcement actions and more.

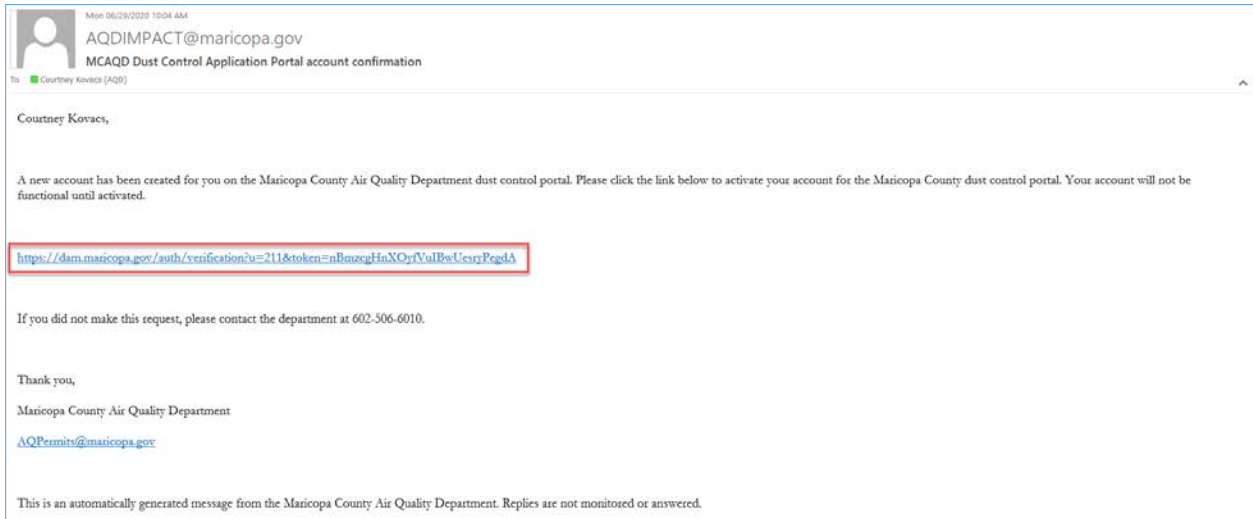
To begin a new dust permit application create an account or login to an existing account in the upper right-hand corner of this page. Once you have logged into the portal, select "Dust Control" from the right-hand side navigation bar, then select "My Dust Control Applications", then select "New Application" under the Draft Dust Applications section. A pop-up screen will come up and you can begin the application process.

Note that an online payment and submittal does not guarantee the automatic issuance of a permit, as the application is subject to a review and approval process.

Home | Dust Control | Login | Register

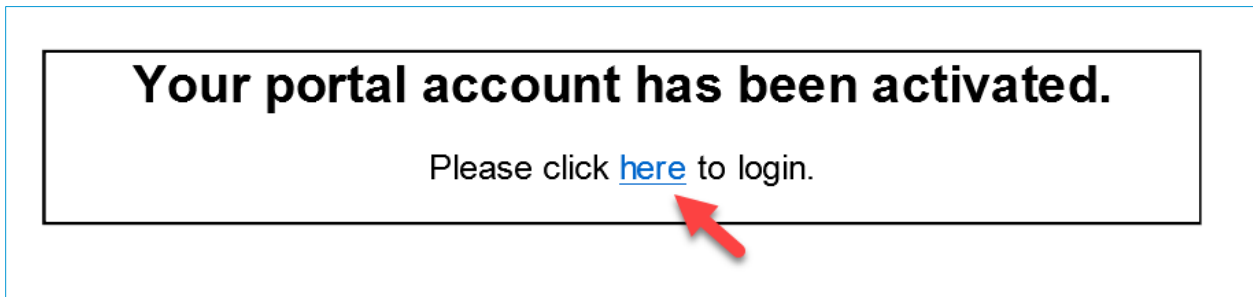
Click on the link provided in the email to activate your account. **Your account will not be functional until it has been activated.**

Sample Email with Activation Link



Step 4

Once the link has been clicked, the account is activated. Select **Here** to login.




Step 5

The portal will take you to the disclaimer, select **Agree**.

Maricopa County Air Quality Department Public Online Portal Disclaimer:

Improper or incorrect use of this tool may cause unexpected or inaccurate results. Although every attempt is made to ensure that the information contained in the database is accurate, the Maricopa County Air Quality Department (MCAQD) is not responsible for any loss, consequence, or damage resulting directly or indirectly from reliance on the accuracy, reliability, or timeliness of the information that is contained in this database. Users assume the entire risk of using the data contained in IMPACT. MCAQD is providing this data "as is;" and no warranty expressed or implied is made, including (without limitation) any implied warranties of merchantability or fitness for a particular purpose. In no event will MCAQD be liable to any user or third party for any direct, indirect, incidental, consequential, special, or exemplary damages or lost profit resulting from any use or misuse of this data.



Select **Login** at the bottom of the page.

Version 12.0 | Build ID: 25.4.0 Home | Dust Control


About

Home >

Welcome to the Maricopa County Air Quality Departments online portal for dust permit applications. You can use this system to access public dust permit information without being required to create an account, complete paperless applications, submit payment information, modify applications, update contact information, revise the project acreage and site map, track inspections and enforcement actions and more.

To begin a new dust permit application create an account or login to an existing account in the upper right-hand corner of this page. Once you have logged into the portal, select "Dust Control" from the right-hand side navigation bar, then select "My Dust Control Applications", then select "New Application" under the Draft Dust Applications section. A pop-up screen will come up and you can begin the application process.

Note that an online payment and submittal does not guarantee the automatic issuance of a permit, as the application is subject to a review and approval process.


 [Home](#) | [Dust Control](#) | [Login](#) | [Register](#)

Enter your email and password and select **Login**.

Welcome! Please sign in

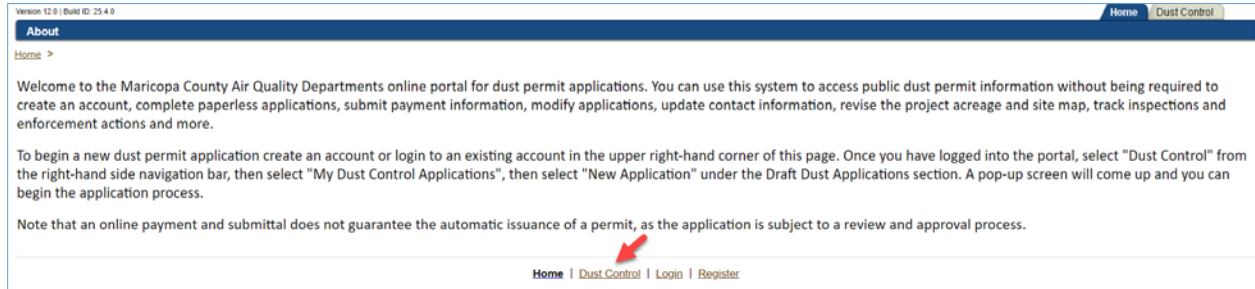
* **Email:**

* **Password:**

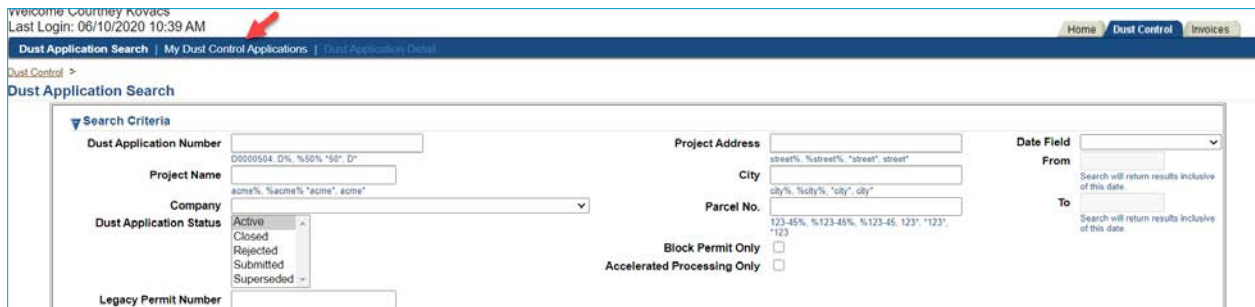
 [Need help signing in?](#)

Step 6

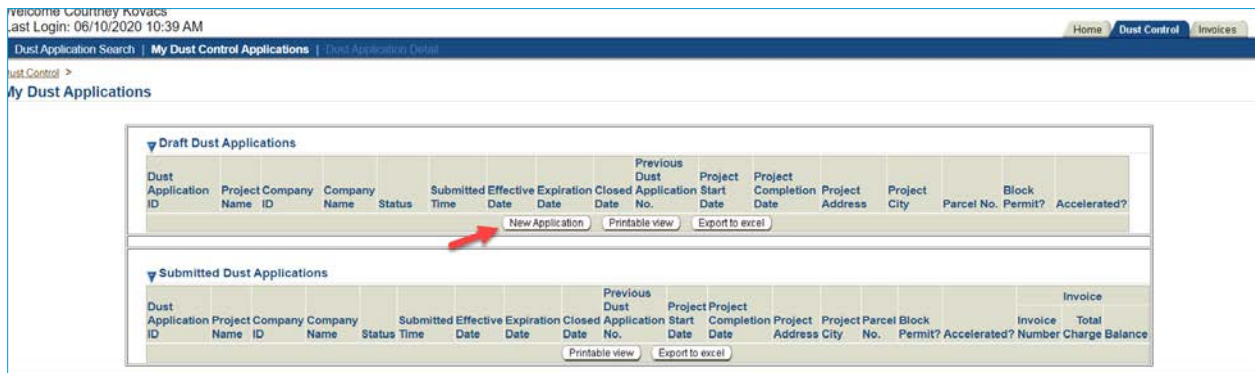
After logging in, the portal will direct you back to the Home page. You can now begin a new dust application by selecting **Dust Control** at the bottom of the page.



From there, you will select **My Dust Control Applications** on the top navigation bar.



Select **New Application** from under the Draft Dust Applications section.



For instructions on how to complete an application, access the training documents on the department's website at Maricopa.gov/5560.