


85021, 85020, 85029, 85051

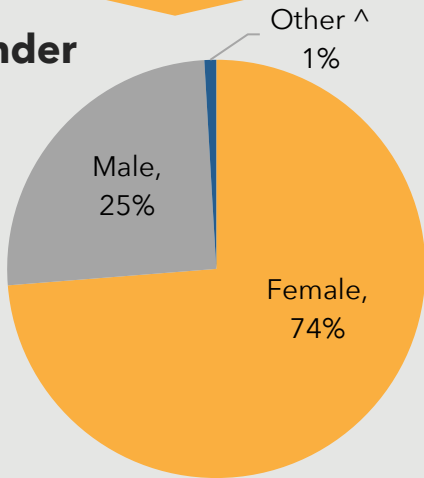
# ZONE 14

Responses to the 2019 Community Health Assessment Survey from the residents of Zone 14.

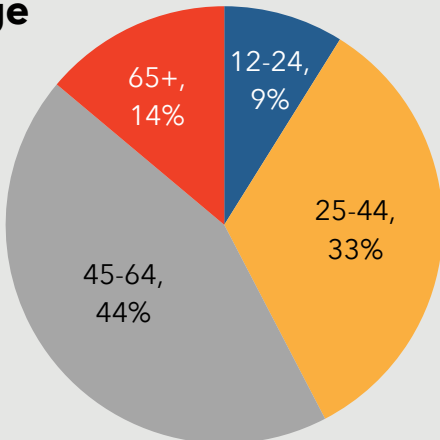


## Who took the survey in Zone 14?

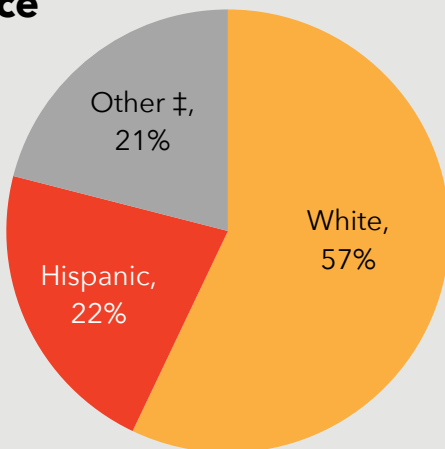
### Gender



### Age



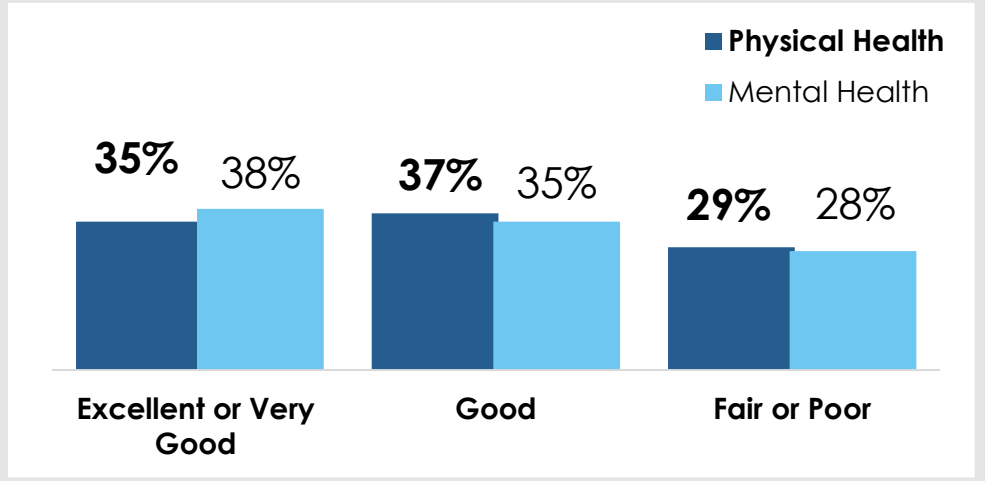
### Race



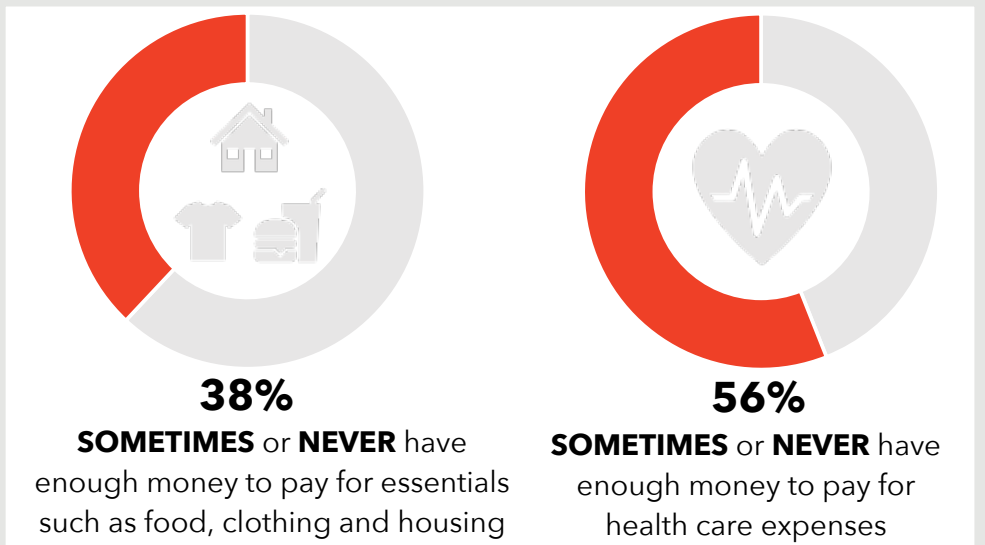
**23%**

reported a household income of **less than \$20,000.**

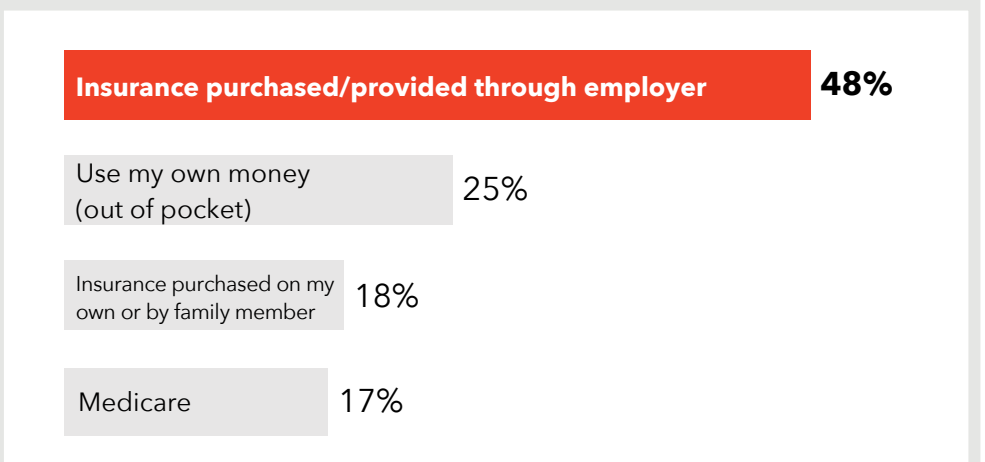
## How do respondents in Zone 14 rate their Physical and Mental Health?



## Do respondents in Zone 14 struggle each month to pay for medical care and/or necessities?



## How do residents in Zone 14 pay for their health care?



440 surveys collected.

^ The 'Other' category includes 'Transgender' responses for gender.

‡ Due to low response rates, the 'Other' category includes 'Asian', 'Black or African American', 'American Indian or Native American', 'Multi-racial', 'Native Hawaiian or Other Pacific Islander' and 'Other' responses or race/ethnicity.

TOP 3  
COMMUNITY  
STRENGTHS



Access to parks and recreation sites	----- 54%
Access to public transportation	----- 46%
Access to public libraries and community centers	----- 44%

TOP 3  
COMMUNITY  
ISSUES



Homelessness	----- 55%
Distracted driving	----- 40%
Illegal drug use	----- 33%

TOP 3  
BARRIERS TO  
HEALTHCARE



Difficulty finding the right provider for my care	----- 35%
Underinsured	----- 33%
Inconvenient office hours	----- 27%

TOP 3  
HEALTH  
CONDITIONS



Alcohol/substance abuse	----- 66%
Mental health issues	----- 54%
Overweight/obesity	----- 40%

**Want More?**

- Find out how your city compares to other cities in Maricopa County.
- Submit a Data Request to obtain regional survey results.
- Join Synapse to partner with local organizations.

**Contact:**

Eileen Aguilar  
(602) 859-4763

Eileen.Aguilar@maricopa.gov

Data Request:

<https://www.maricopa.gov/data-request>

