



**Maricopa County Air Quality Department**

Phone: 602-506-6010

Email: [AQPermits@maricopa.gov](mailto:AQPermits@maricopa.gov)

[Maricopa.gov/AQ](http://Maricopa.gov/AQ)

# Como crear una cuenta en el sitio en línea de “Control del Polvo” (Online Dust Portal)

---

**Navegación en línea a través del  
sitio de Control del Polvo**

**Departamento de Calidad del Aire del Condado Maricopa**

**Noviembre 2020**

## Acuerdo de exoneración de responsabilidad

Las instrucciones de este documento se han proporcionado únicamente para ayudarlo a navegar por el sistema del sitio en línea de Control del Polvo. Tenga en cuenta que la aplicación está en inglés. Usted es responsable de garantizar que la información de la solicitud sea enviada de manera correcta y precisa.

Si tiene preguntas o si necesita ayuda para completar la solicitud de Control del Polvo, llame al 602-506-6010 o envíe un correo electrónico a [AQPermits@maricopa.gov](mailto:AQPermits@maricopa.gov). Si tiene dificultades técnicas con el sitio en línea, llame al 602-506-7833.


## Como crear una cuenta

### Paso 1

Empiece por acceder a [Online Dust Portal](#). Después de revisar la exoneración de responsabilidad, seleccione “**Agree**”.

**Maricopa County Air Quality Department Public Online Portal Disclaimer:**

**Improper or incorrect use of this tool may cause unexpected or inaccurate results. Although every attempt is made to ensure that the information contained in the database is accurate, the Maricopa County Air Quality Department (MCAQD) is not responsible for any loss, consequence, or damage resulting directly or indirectly from reliance on the accuracy, reliability, or timeliness of the information that is contained in this database. Users assume the entire risk of using the data contained in IMPACT. MCAQD is providing this data "as is;" and no warranty expressed or implied is made, including (without limitation) any implied warranties of merchantability or fitness for a particular purpose. In no event will MCAQD be liable to any user or third party for any direct, indirect, incidental, consequential, special, or exemplary damages or lost profit resulting from any use or misuse of this data.**



Desde la pantalla de inicio, seleccione “**Register**”.

Version 12.0 | Build ID: 25.4.0 Home Dust Control


About

Home >

Welcome to the Maricopa County Air Quality Departments online portal for dust permit applications. You can use this system to access public dust permit information without being required to create an account, complete paperless applications, submit payment information, modify applications, update contact information, revise the project acreage and site map, track inspections and enforcement actions and more.

To begin a new dust permit application create an account or login to an existing account in the upper right-hand corner of this page. Once you have logged into the portal, select "Dust Control" from the right-hand side navigation bar, then select "My Dust Control Applications", then select "New Application" under the Draft Dust Applications section. A pop-up screen will come up and you can begin the application process.

Note that an online payment and submittal does not guarantee the automatic issuance of a permit, as the application is subject to a review and approval process.

[Home](#) | [Dust Control](#) | [Login](#) | [Register](#) 

## Paso 2

Complete la información requerida dentro del Registro de nuevo usuario (New User Registration). Escriba su dirección de correo electrónico y contraseña que utilizará como referencia más adelante. Seleccione **“Register”**.

### New User Registration

**\* First Name:**

**\* Last Name:**

**\* Email:**

**\* Password:**   
Must be at least 10-characters long, contain lower and upper case letters, and a symbol.

**\* Confirm Password:**

**\* Phone:**

## Paso 3

Usted será dirigido a la página de inicio donde verá una notificación en la parte superior. La notificación indica que el registro del usuario se realizó correctamente y que se envió un correo electrónico de confirmación con un enlace para activar su cuenta a la dirección de correo electrónico ingresada en el paso anterior.

Version 12.0 | Build ID: 25.4.0 Home | Dust Control

**About**

Home >

**Information**

User registration successful. A confirmation email with a link to activate your account has been sent to courtney.kovacs@maricopa.gov.

Welcome to the Maricopa County Air Quality Departments online portal for dust permit applications. You can use this system to access public dust permit information without being required to create an account, complete paperless applications, submit payment information, modify applications, update contact information, revise the project acreage and site map, track inspections and enforcement actions and more.

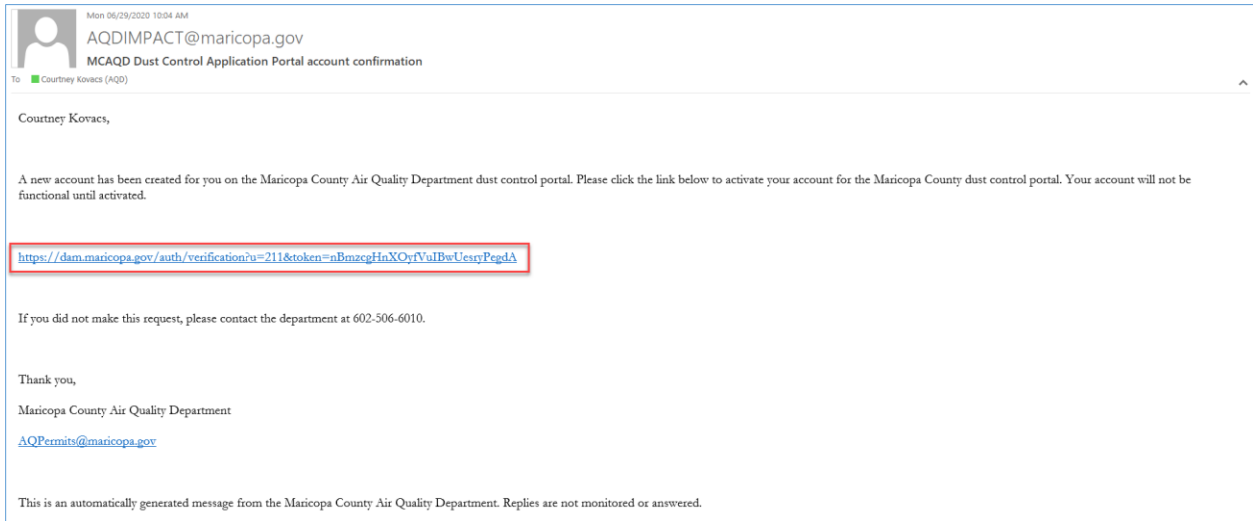
To begin a new dust permit application create an account or login to an existing account in the upper right-hand corner of this page. Once you have logged into the portal, select "Dust Control" from the right-hand side navigation bar, then select "My Dust Control Applications", then select "New Application" under the Draft Dust Applications section. A pop-up screen will come up and you can begin the application process.

Note that an online payment and submittal does not guarantee the automatic issuance of a permit, as the application is subject to a review and approval process.

Home | Dust Control | Login | Register

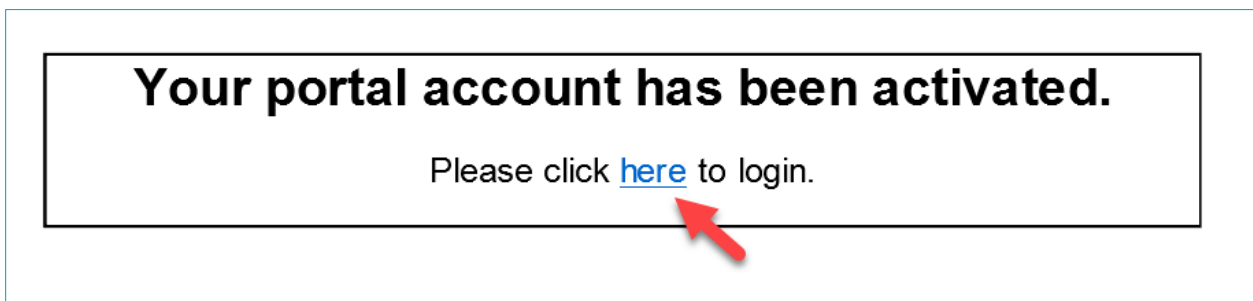
Haga clic en el enlace proporcionado en el correo electrónico para activar su cuenta. **Su cuenta no funcionará hasta que se active.**

Ejemplo de correo electrónico con enlace de activación:



#### Paso 4

Una vez que se ha hecho clic en el enlace, se activará la cuenta. Seleccione “**Here**” para iniciar sesión.




## Paso 5

Usted será dirigido al exoneración de responsabilidad, seleccione “**Agree**”.

**Maricopa County Air Quality Department Public Online Portal Disclaimer:**

**Improper or incorrect use of this tool may cause unexpected or inaccurate results. Although every attempt is made to ensure that the information contained in the database is accurate, the Maricopa County Air Quality Department (MCAQD) is not responsible for any loss, consequence, or damage resulting directly or indirectly from reliance on the accuracy, reliability, or timeliness of the information that is contained in this database. Users assume the entire risk of using the data contained in IMPACT. MCAQD is providing this data "as is;" and no warranty expressed or implied is made, including (without limitation) any implied warranties of merchantability or fitness for a particular purpose. In no event will MCAQD be liable to any user or third party for any direct, indirect, incidental, consequential, special, or exemplary damages or lost profit resulting from any use or misuse of this data.**



Seleccione “**Login**” en la parte inferior de la página.

Version 12.0 | Build ID: 25.4.0 Home | Dust Control


**About**

[Home >](#)

Welcome to the Maricopa County Air Quality Departments online portal for dust permit applications. You can use this system to access public dust permit information without being required to create an account, complete paperless applications, submit payment information, modify applications, update contact information, revise the project acreage and site map, track inspections and enforcement actions and more.

To begin a new dust permit application create an account or login to an existing account in the upper right-hand corner of this page. Once you have logged into the portal, select "Dust Control" from the right-hand side navigation bar, then select "My Dust Control Applications", then select "New Application" under the Draft Dust Applications section. A pop-up screen will come up and you can begin the application process.

Note that an online payment and submittal does not guarantee the automatic issuance of a permit, as the application is subject to a review and approval process.


[Home](#) | [Dust Control](#) |  [Login](#) | [Register](#)

Ingrese su correo electrónico y contraseña y seleccione “**Login**”.

**Welcome! Please sign in**

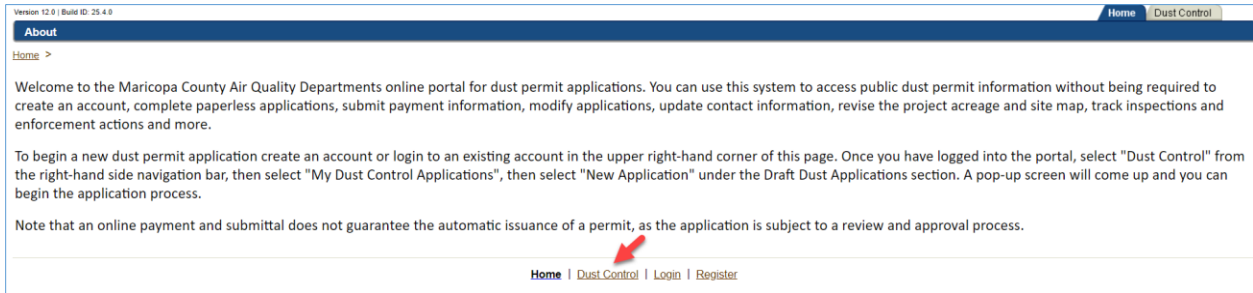
\* **Email:**

\* **Password:**

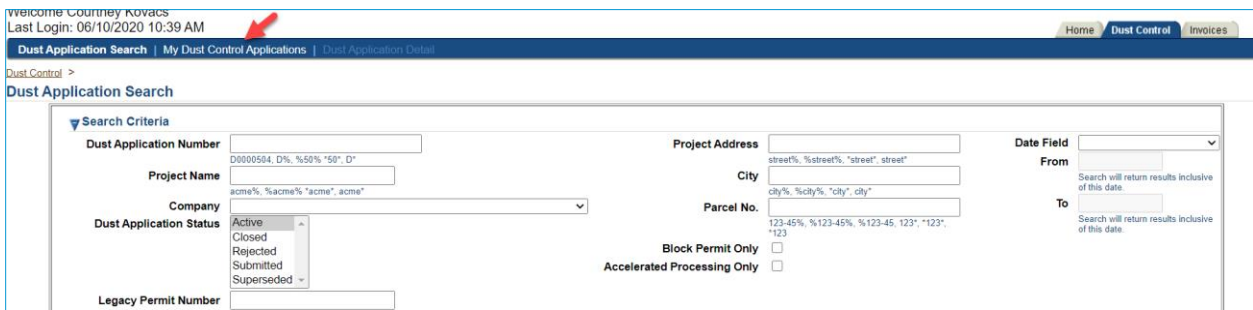
 [Need help signing in?](#)

## Paso 6

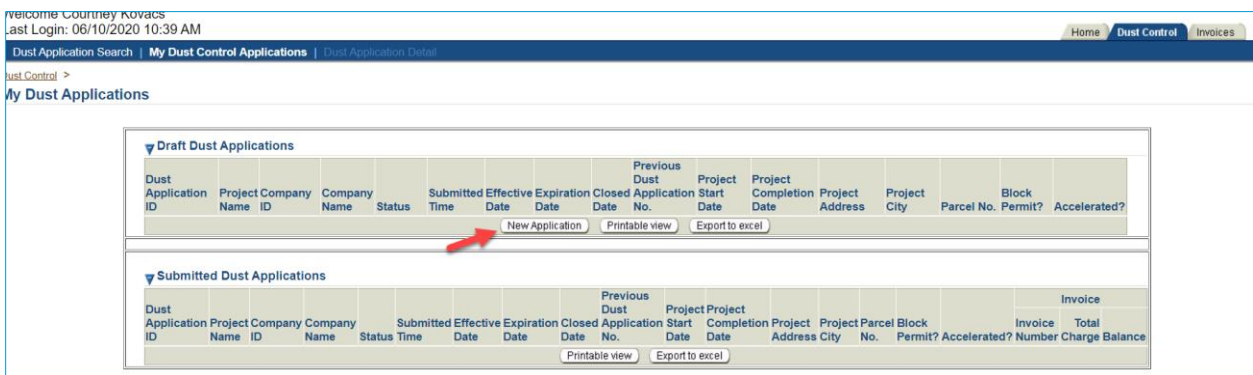
Después de iniciar sesión, usted será dirigido de regreso a la página de inicio. Ahora puede comenzar una nueva aplicación de Control del Polvo, seleccionando “**Dust Control**” en la parte inferior de la página.



Desde allí, seleccionará “**My Dust Control Applications**” en la barra de navegación superior, en la parte izquierda de la pagina.



En la sección Draft Dust Applications seleccione “**New Applications**”.



Para obtener instrucciones sobre cómo completar una solicitud, consulte los documentos de capacitación en el sitio web del departamento en [Maricopa.gov/5560](http://Maricopa.gov/5560).