

# City of Tempe COVID-19 Impact Community Health Survey Results



**About the Survey:** 696 survey responses were gathered from residents of Tempe between May 27, 2021 - July 9, 2021.




City of Tempe

Please visit [maricopahealthmatters.org](https://maricopahealthmatters.org) for the full survey report and more information.

## Highlights




### Top Healthcare Barriers

40% of respondents said they had no barriers to healthcare. The three barriers for others were:

-  Fear of exposure to COVID-19 in a healthcare setting **33%**
-  Unsure if healthcare need is a priority during this time **19%**
-  Difficulty finding the right provider for my care **15%**

### Top Health Conditions

53% of respondents reported that mental health issues have had the greatest impact on their community.

-  **53%**  
Mental Health Issues
-  **35%**  
Overweight/Obesity
-  **33%**  
Alcohol/Substance Use

### Community Issues

40% of respondents reported that homelessness has had the greatest impact on their community.

- 1** Homelessness **40%**
- 2** Lack of people immunized to prevent disease **34%**
- 3** Lack of affordable housing **31%**

### Community Strengths

51% of respondents reported that access to COVID-19 vaccine events has been the greatest strength of their community.

- 1** Access to COVID-19 vaccine events **51%**
- 2** Access to COVID-19 testing events **48%**
- 3** Access to safe walking and biking routes **35%**

Source: Maricopa County COVID-19 Impact Community Health Survey



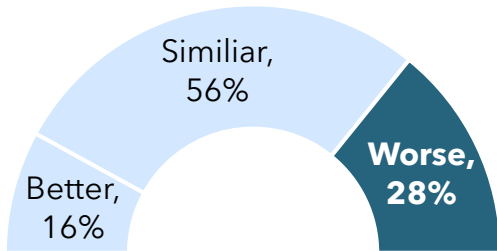
1

Due to the multi-select option and the selection of only top responses, %s will not total to 100%.

# Health Ratings

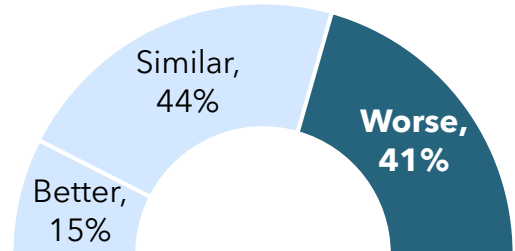
## Physical Health

Over **1 in 4** respondents rated their current **physical health** as **worse** compared to their physical health prior to March of 2020.



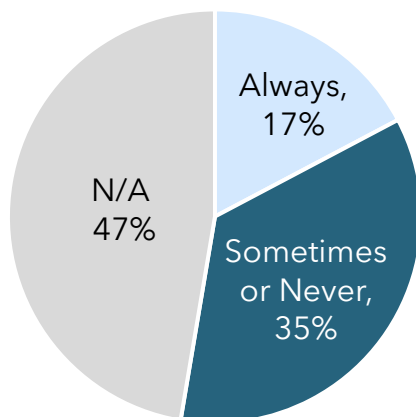
## Mental Health

Over **2 in 5** respondents rated their current **mental health** as **worse** compared to their mental health prior to March of 2020.



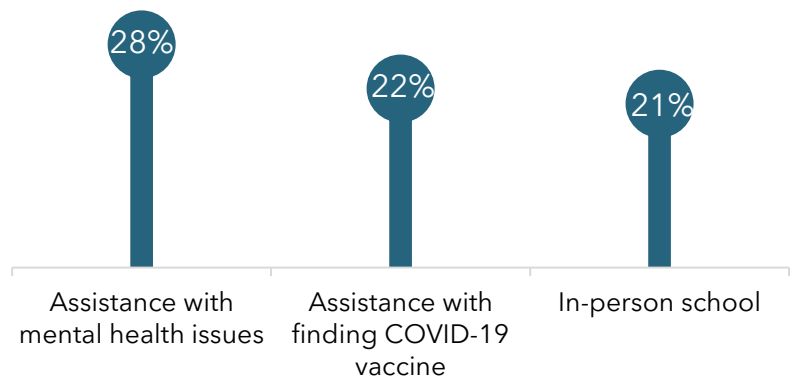
# Mental Health Care Access

Over **1 in 3** respondents who sought services to address their mental health were **sometimes or never** able to get the services they needed.



Over **1 in 4** respondents stated that **assistance with mental health issues** would have improved overall mental and physical health of their family in the last year.

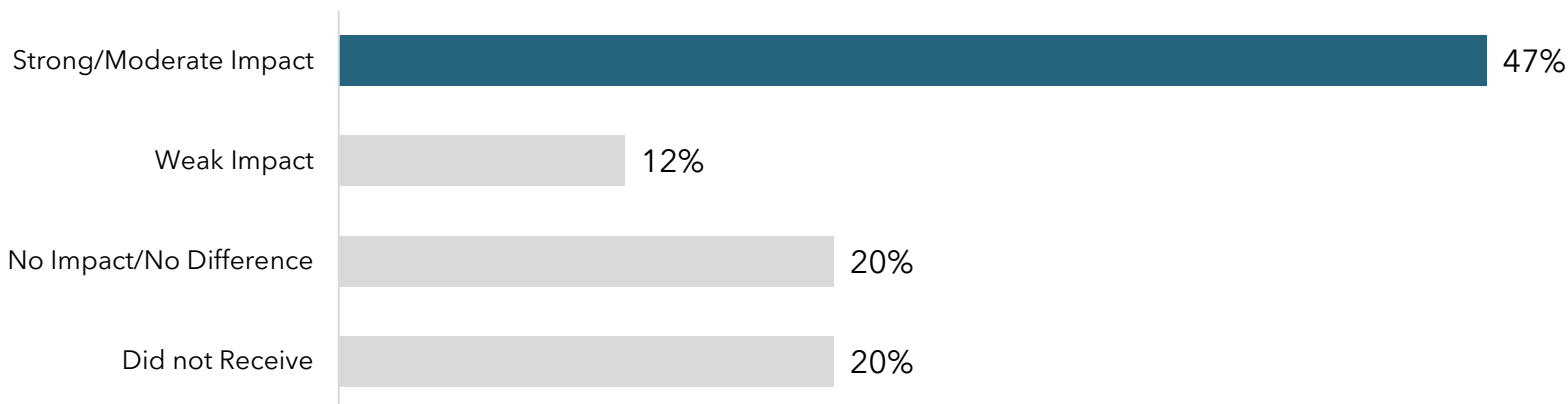
Top three areas for improvement:



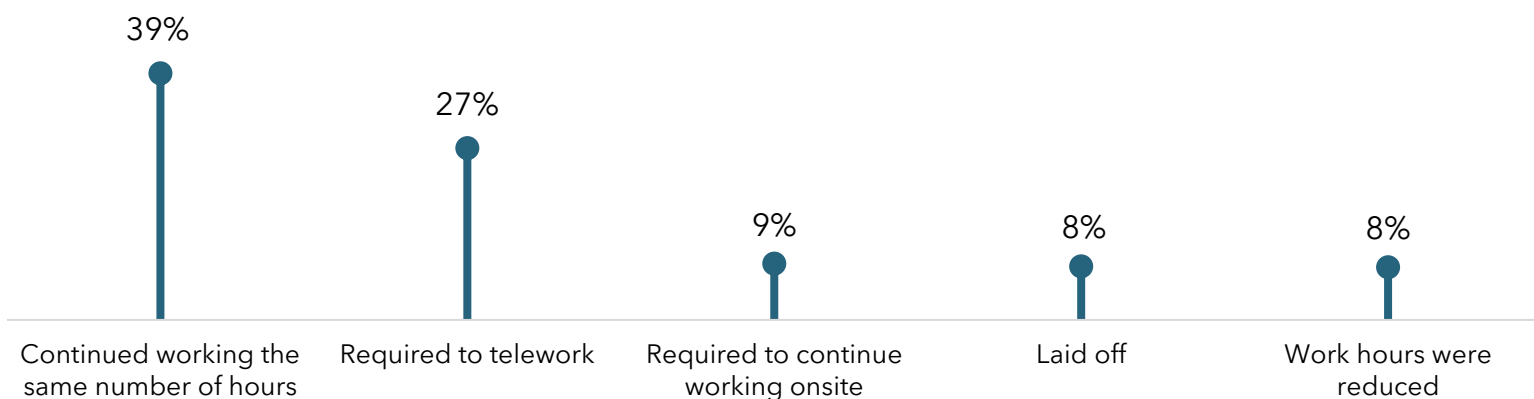
# Accessibility of Care

## Income and Expenses

Almost **half** of respondents stated that the stimulus check had a **strong/moderate impact** on their living expenses and access to healthcare.



**Since March of 2020**, how was your employment impacted due to the COVID-19 pandemic?



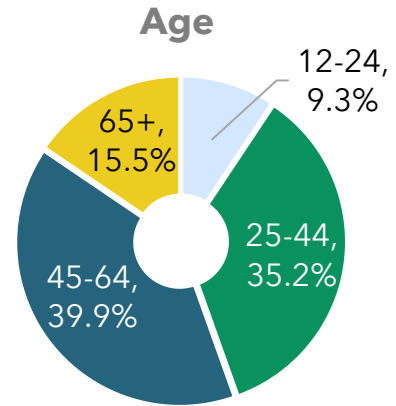
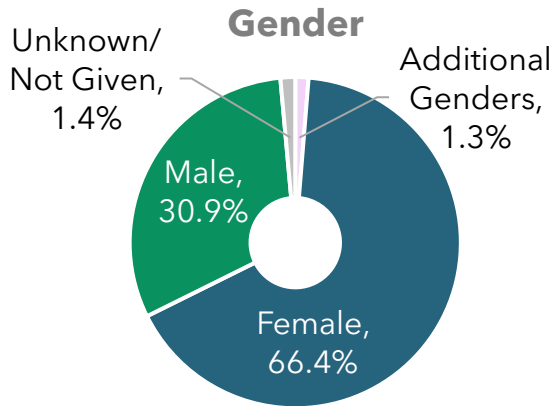
### 25% of respondents indicated other topics:

- Retired
- Homemaker/Stay-at-home parent
- Increased work hours
- Disability
- Student
- Pay reduction

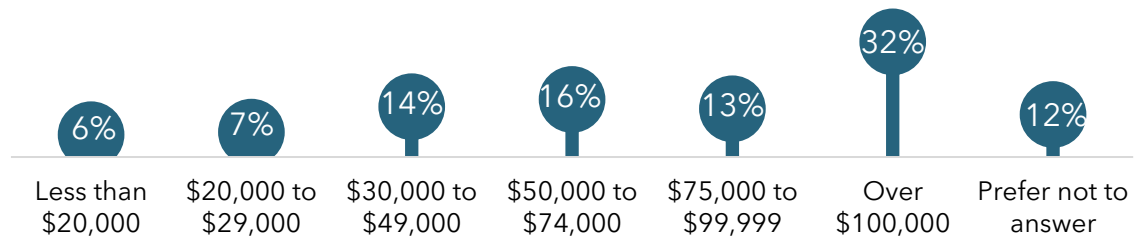
**Source:** Maricopa County COVID-19 Impact Community Health Survey

Due to the multi-select option and the selection of only top responses, %s will not total to 100%.

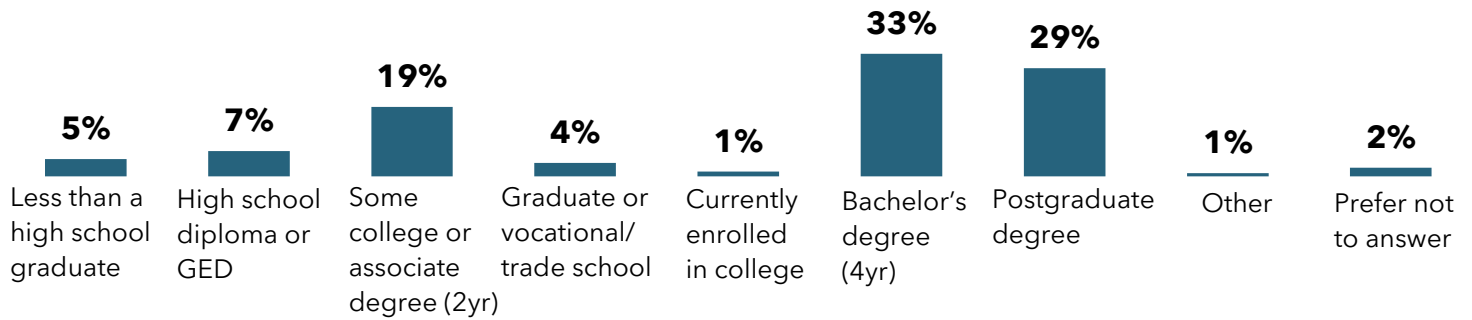
# Respondent Profile



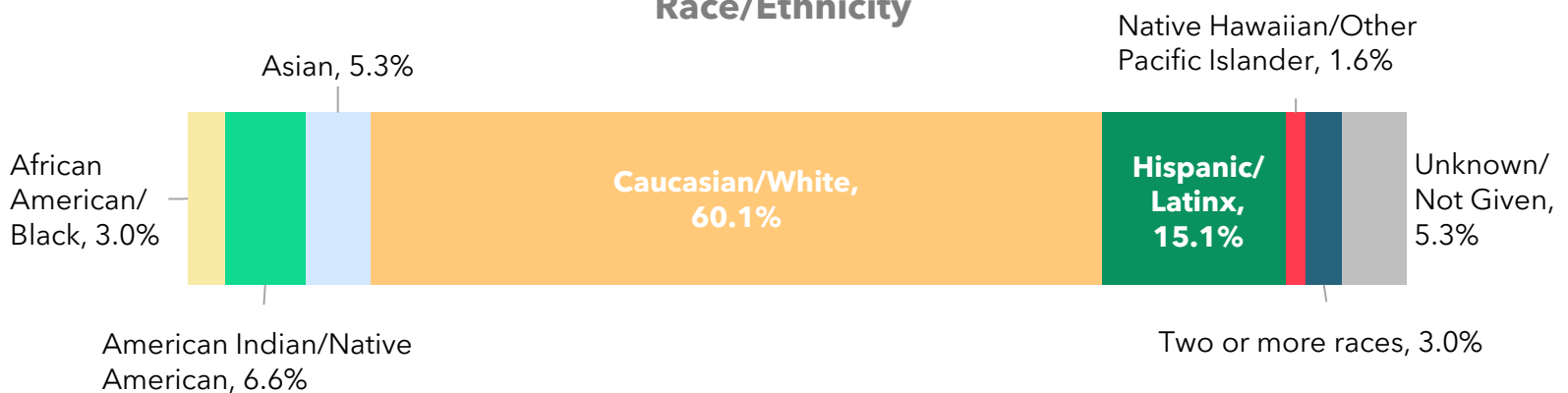
### Household Income Range



### Highest Level of Education Completed



### Race/Ethnicity



Source: Maricopa County COVID-19 Impact Community Health Survey

Due to the multi-select option and the selection of only top responses, %s will not total to 100%. Some demographic data may not total to 100% due to rounding.